



PHOTOVOLTAIC BATTERIES

FLOODED - MONOBLOC

DEKA SOLAR FLOODED MONOBLOC BATTERIES

are designed to offer reliable, low-maintenance power for renewable energy applications where frequent deep cycles are required and minimum maintenance is desirable.

The **DEKA SOLAR FLOODED MONOBLOC** include 3 cell (6 volt) and 6 cell (12 volt) photovoltaic batteries.

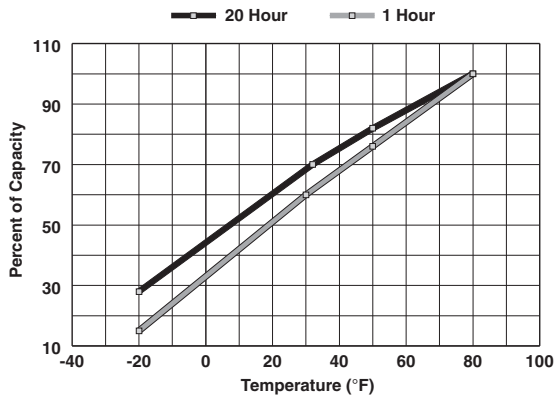


FEATURES & BENEFITS

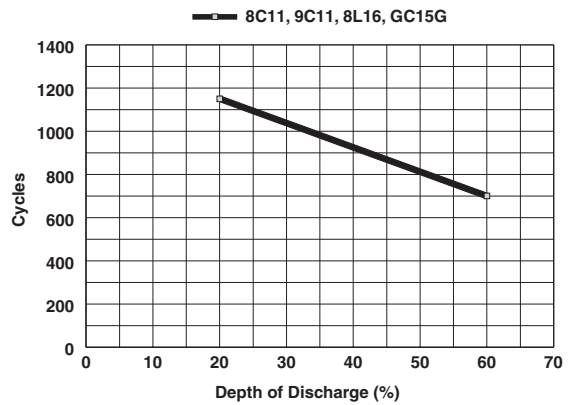
Case and Cover	Heat sealed, lightweight, crack resistant, molded high impact polypropylene.
Separators	Microporous polyethylene envelopes/separators
Retainers	20 mil glass mat (DC27- 10 mil).
Positive and Negative Plate	Antimony flat plate
Specific Gravity (fully charged)	1.275 @ 25°C (77°F).
Cell Connections	TP welded (through partition)
Vents	Individual quarter - turn bayonet vent cap (DC27 - removable pod vents, 3 cells per vent)
Self discharge	1% per week
Cycle life for 8C11, 9C11, 8L16, GC15G	700 cycles @ 60% DOD, 1150 cycles @ 20% DOD (Number of cycles based on 75 amp discharge to 1.75 vpc @ 32°C (90°F))
Cycle life for DC27	200 cycles @ 80% DOD, 900 cycles @ 20% DOD (Number of cycles based on 25 amp discharge to 1.75 vpc @ 29°C (85°F))



Capacity vs. Temperature



Depth of Discharge vs. Cycles



TYPE NO.		FOOT NOTES	STANDARD/OPTIONAL TERMINALS	PERFORMANCE $\cup\cup$		QUARTS (LITERS) OF ACID	APPROXIMATE WEIGHT lbs. (kgs.)		MAXIMUM OVERALL DIMENSIONS inches (mm)		
WET	DRY			20 AMP HR. RATE	6 AMP HR. RATE		WET	DRY	L	W	H
6-VOLT SOLAR FLOODED MONOBLOC											
8C11	8C11D	•	T881 / NONE	235	190	8 (7.6)	66 (29.9)	48 (21.8)	11½ (298)	7 (178)	11½ (292)
9C11	9C11D	•	T881 / NONE	250	210	7½ (7.1)	72 (32.6)	52½ (23.8)	11½ (298)	7 (178)	11½ (292)
8L16	8L16D	•	T882 / ALL	370	295	11½ (10.9)	113 (51.3)	83 (37.6)	11½ (298)	7 (178)	16½ (419)
GC15G	—	•	T881	215	178	—	63 (28.6)	—	10½ (260)	7½ (181)	10½ (270)
12-VOLT SOLAR FLOODED MONOBLOC											
DC27	—	•HU	\cup MARINE / NONE	90	—	—	53 (24.0)	—	12½ (318)	6¾ (171)	9¾ (238)

SYMBOL DEFINITIONS:

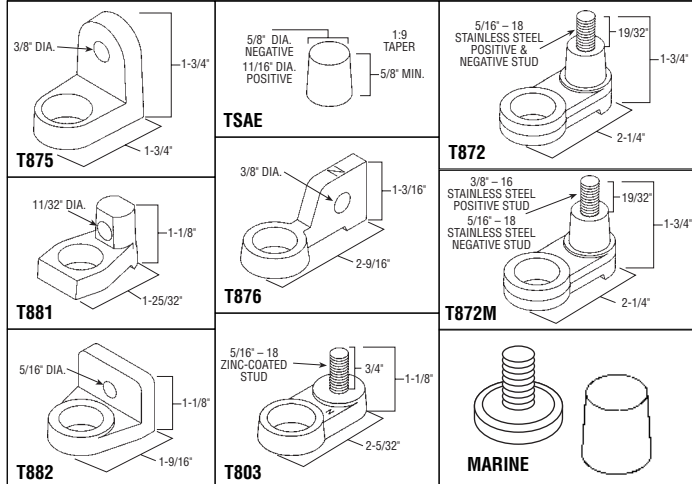
- - Low maintenance - Low antimony grids
- $\cup\cup$ - Rating after 15 cycles
- \cup - Dual top terminals with TSAE post and stainless steel 3/8" stud and wing nuts

FOOTNOTES:

- H - Includes handles or lifting ledges
 - U - Offset post w/ vertical stainless steel 5/16" NEG., 3/8" POS stainless steel stud and wing nuts
- All batteries manufactured with polypropylene cases except where noted.

† - **IMPORTANT CHARGING INSTRUCTIONS: WARRANTY VOID IF OPENED OR IMPROPERLY CHARGED.** Do not install in a sealed container. Constant under or overcharging will damage any battery and shorten its life! Use a good constant potential, voltage-regulated charger. **For 6-volt batteries, charge to at least 6.9 volts but no more than 7.05 volts at 68°F (20°C).** The **open circuit voltage** of a fully charged 6-volt battery is 6.4V at 68°F (20°C). However, as the battery charges, the building internal pressure (voltage) causes resistance to the charge. Therefore, the **on-charge voltage** must be higher (at least 6.9V) to overcome this internal pressure (voltage) during charging.

TERMINAL SELECTION



BATTERY HEIGHT INCHES (mm) WITH OPTIONAL TERMINALS

Type Number	TSAE	T881	803	T872/T872M	T875	T876	T882
8L16	16½ (409)	16½ (416)	16½ (416)	17 (432)	17½ (435)	16½ (416)	16½ (419)
GC15G	10½ (270)	10½ (276)	—	11½ (289)	—	—	—



QUALITY SYSTEM
CERTIFIED TO
ISO 9001
ISO/TS 16949 UL Recognized Component



EAST PENN manufacturing co., inc.

www.btekenergy.com
info@btekenergy.com

Lyon Station, PA 19536-0147 • Phone: 610-682-6361 • Fax: 610-682-4781

Order Department Hotline: 610-682-4231

www.eastpennunigy.com • E-mail: sales@eastpennunigy.com

E.P.M. Form No. 0919B 5/03
©2003 by EPM Printed in U.S.A.

No part of this document may be copied or reproduced, electronically or mechanically, without written permission from the company.